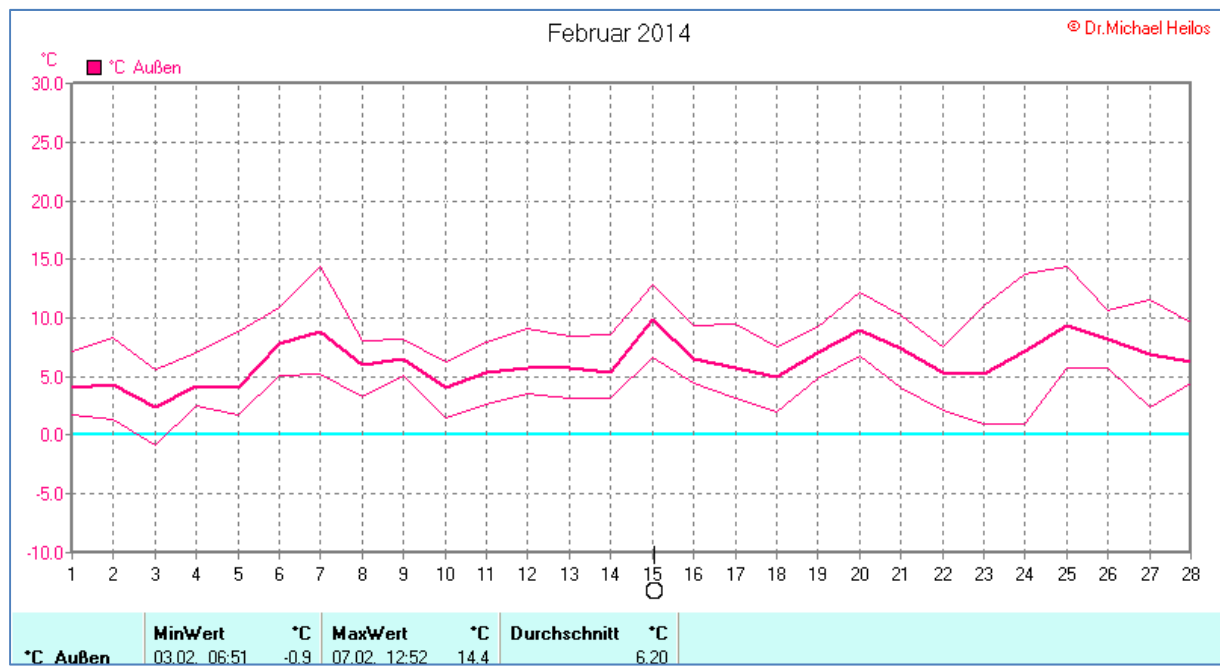
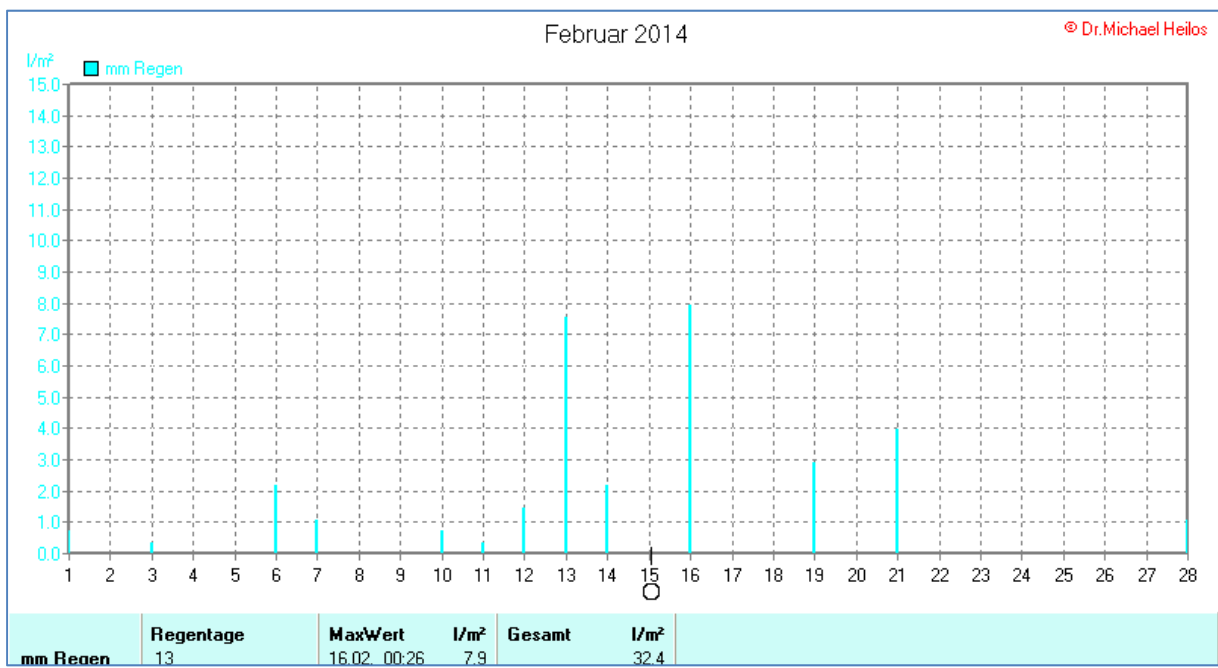
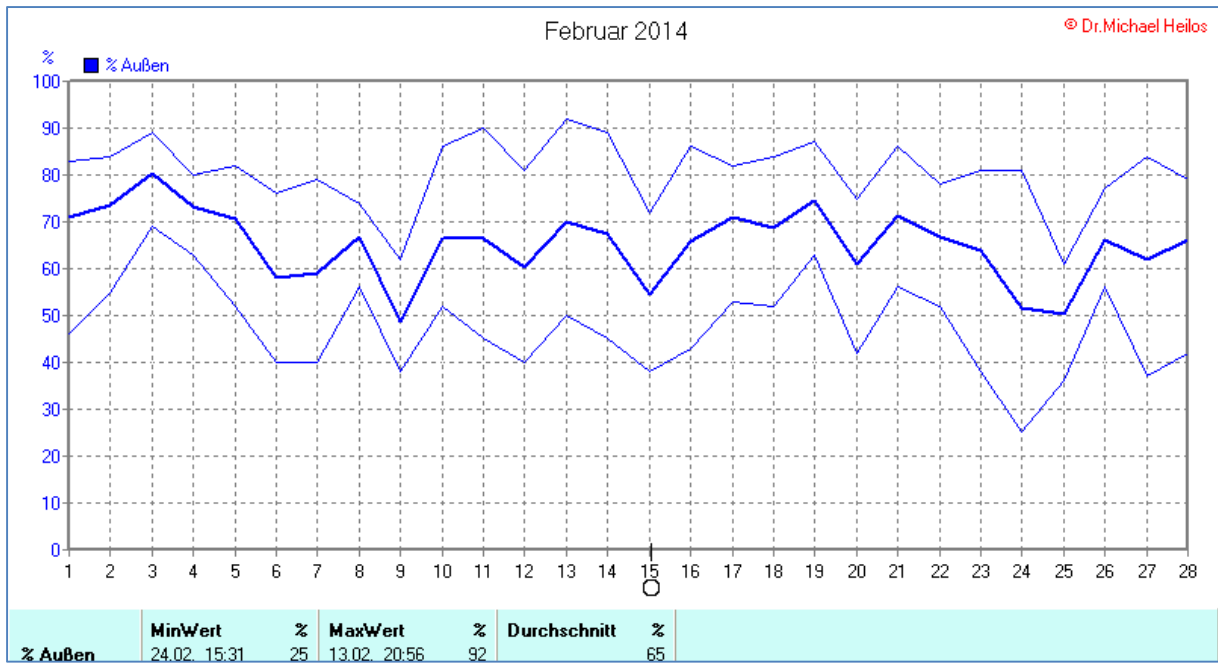
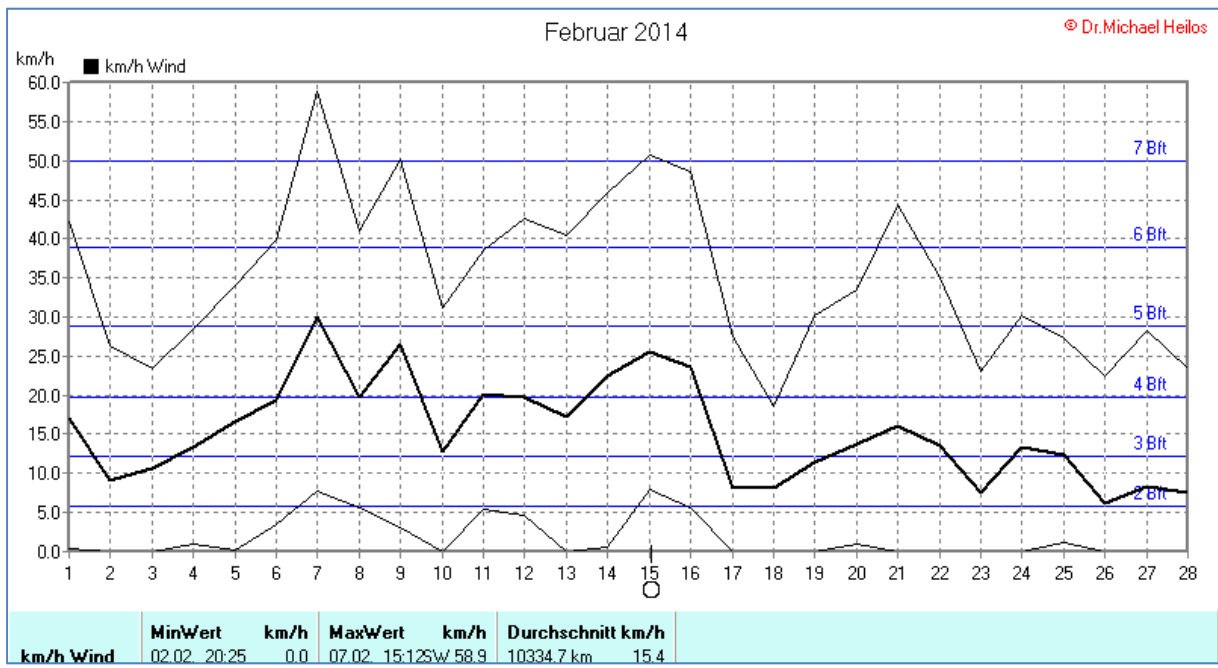
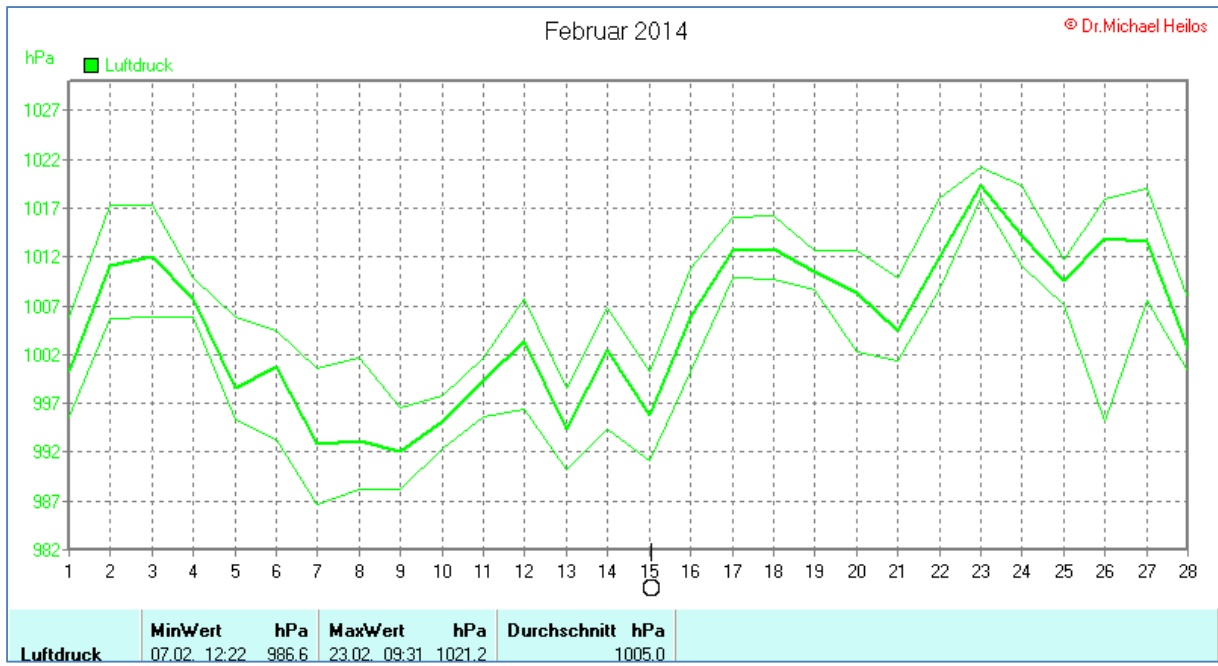


Wettertabelle und Grafiken Februar 2014 Station Borchten

<u>Wetterdaten Februar 2014 Station Borchten</u>							
Dr. Michael Heilos							
Meßgröße	Minimum	Zeit	Datum	Maximum	Zeit	Datum	Durchschnitt
Temperatur	-0,9 °C	06:51	03.02.2014	14,4 °C	12:52	07.02.2014	6,2 °C
Luftfeuchte	25 %	15:31	24.02.2014	92 %	20:56	13.02.2014	65 %
Luftdruck	986,6 hPa	12:22	07.02.2014	1021,2 hPa	09:31	23.02.2014	1005,0 hPa
Wind km/h				58,9 km/h	15:12	07.02.2014	15,4 km/h
Wind °				W-SW	15:12	07.02.2014	SO
Regen l/m ²				7,9 l/m ²	00:26	16.02.2014	#32,400 l/m ²
Evapotransp.							#31,594 l/m ²
Sonne h				9:45 h	17:26	24.02.2014	#101:28 h

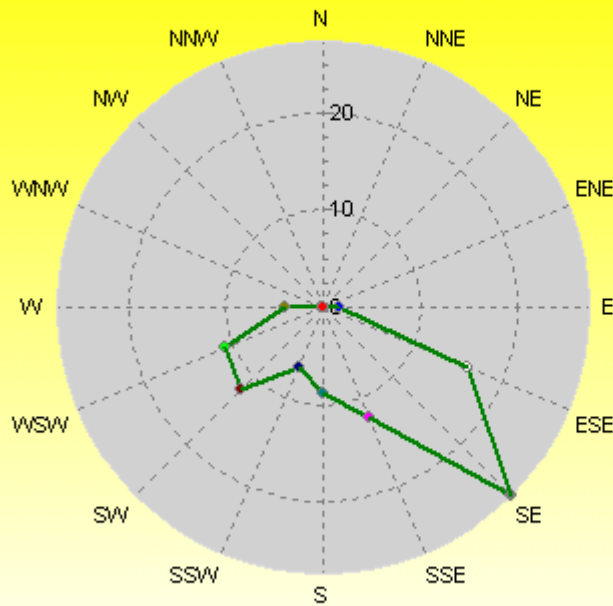






Verteilung Windrichtung Februar 2014

Borchen, Kreis Paderborn



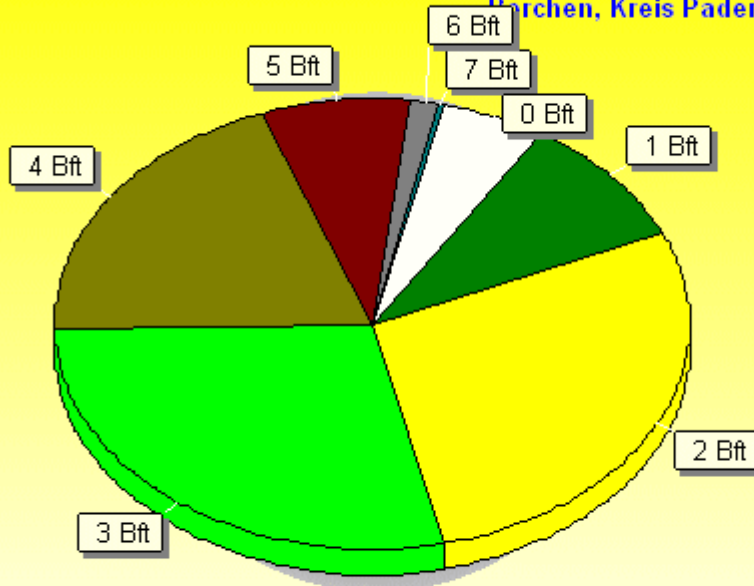
Direction	%
N	0,04
N-NW	0,07
NW	0,13
W-NW	0,21
W	3,89
W-SW	10,97
SW	12,02
S-SW	6,59
S	8,80
S-SO	12,34
SO	27,38
O-SO	15,95
O	1,56
O-NO	0,04
NO	0,03
N-NO	0,00

7651 / 419 Werte -> 5.2% Windstille - Ø 15,4km/h - Max. 58,9km/h - 10334.7 km

© WzWin32 - © Dr.Michael Heilos - Borchen

Verteilung Windstärke Februar 2014

Borchen, Kreis Paderborn



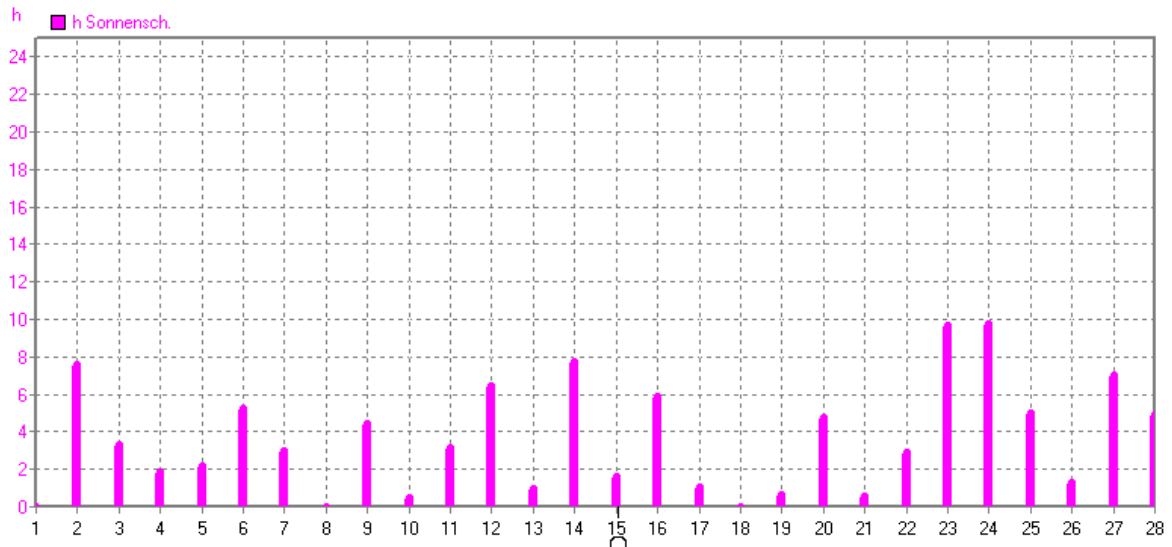
Wind Force (Bft)	%
7 Bft	0,19
6 Bft	1,56
5 Bft	7,30
4 Bft	19,86
3 Bft	28,39
2 Bft	28,09
1 Bft	9,42
0 Bft	5,19

8070 Werte - Ø 15,4km/h - Max. 58,9km/h - 10334.7 km

© WzWin32 - © Dr.Michael Heilos - Borchen

Februar 2014

© Dr. Michael Heilos



h Sonnensch.	MaxWert 24.02. 17:26	h 9.75	Durchschnitt 101:28 h	h 4
---------------------	--------------------------------	------------------	---------------------------------	---------------